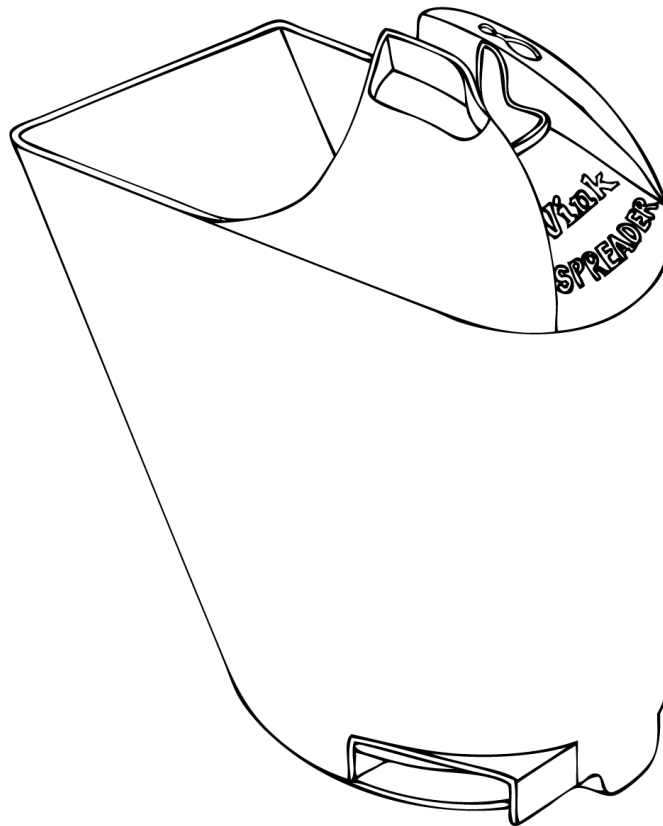




## Vink Spreader



Vink-elst b.v.  
Nijverheidstraat 59  
6681 LN Bommel  
Nederland  
[www.vink-elst.nl](http://www.vink-elst.nl)  
info@vink-elst.nl  
Tel +31 (0)263263030  
Fax +31 (0)263263031

## Preface

The Vink spreader is a useful hand tool for spreading all kinds of bedding materials in the boxes like sawdust and different kinds of chopped dry products. These bedding materials can be mixed with lime or other powdery substances. Mix equal parts by weight, lime with sawdust, one part of lime with one part of sawdust. The spreading mechanism is powered by a cordless drill. Most common drills will fit. The spreader conforms to the European Machine Directives, if applicable.

## Technical Information:

Volume: 43 liter

Volume: filled: 8-10 kg

Volume: empty: 4 kg

Material container: LDPE

Minimum chuck capacity: 600 tpm

Minimum action drill chuck: 10 mm

## Safety instructions:

- Be aware for dust
- The apparatus is only to be used by professionals.
- Prevent injury caused by moving parts
- Do not spread moist bedding materials
- Do not spread towards other persons
- First remove the drill before you remove the items that has got stuck in the spreading mechanism.

## Use of the spreader

- Fill the spreader with bedding materials, if necessary in layer (powdery materials) Please note other items like rocks and twigs will come in the spreader.
- Place the connecting tool on the drill and connect to the drive shaft of the spreading mechanism
- Adjust the length of the supplied belt so that you can handle the drill with an almost straight arm

The spreader is ready for use!

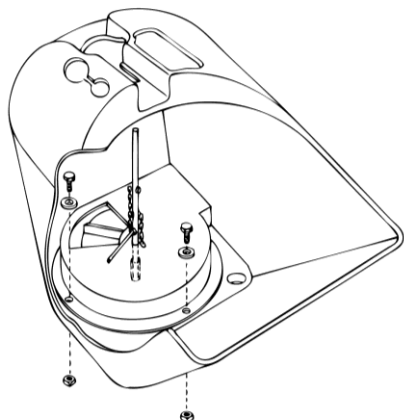
## Attention:

This spreader is not suitable for spreading lime only.

We have a special designed spreader for lime or powdery substances only.

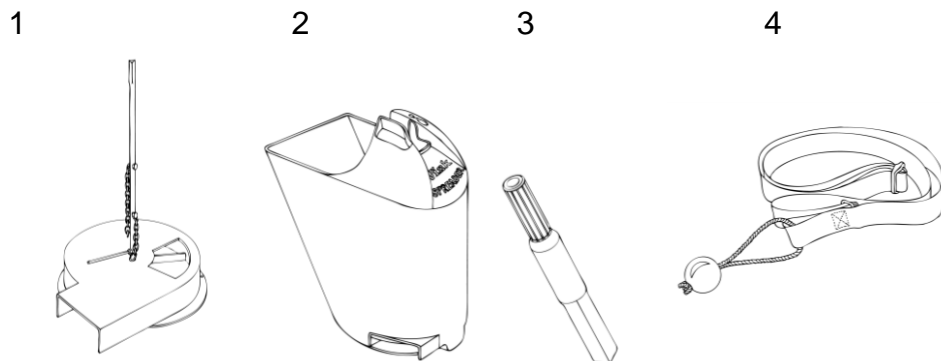
## Maintenance and repair

The spreader must be cleaned if necessary but requires no further maintenance. The spreader mechanism can be replaced in case of damage or wear. Disassemble the bolts on the inside of the container. The mechanism can be removed and replaced



### Spare parts

- |   |                    |      |
|---|--------------------|------|
| 1 | Spreader mechanism | zs01 |
| 2 | Container          | zs02 |
| 3 | Connecting tool    | zs03 |
| 4 | Belt               | zs04 |



If in doubt, take up contact with your dealer or the manufacturer

### EC - Declaration of conformity



Manufacturer: Vink-Elst B.V.

Nijverheidstraat 59, 6681 LN Bommel, Holland, Tel.+31 26 3263030,

Fax: +31 26 3263031,

E-mail: [info@vink-elst.nl](mailto:info@vink-elst.nl),

Website: [www.vink-elst.nl](http://www.vink-elst.nl)

### We declare that, the Vink spreader

conforms to the Machine Directives 2006/42/EG as recently amended.

G.J. Vink – Managing director May 2013

### Vink Warranty

Vink warrants, the spreader will, with normal use and service, be free from faulty parts, manufacture or workmanship for a period of one (1) year from invoice date.

The warranty does not apply where damage is caused by other factors, including without limitation

- Normal wear and tear
- Abuse, mishandling, accident or failure to follow operating instructions
- Repair by unauthorized person
- Damage caused by external influences as floods, fire etc. environmental and atmospheric disturbances and mechanical damage caused by dropping

This warranty is limited to the exchange of the defective part during its warranty period, Disassembly and assembly of parts are for the Client's account

The part/product must be returned to Vink carriage paid.

Replaced parts are warranted for the remainder of the original products warranty period.